



Year 9
Revision Guide
Christmas Examinations
2024

Name:	
Form Class :	
Parent Signature	

About this guide

At Cullybackey College our motto is 'creating opportunities for success'. Young people today are measured on their performances and grades across a host of subjects, so it is important that we help to support our students to achieve their very best.

We want our students to get into the good habits of working hard and preparing thoroughly for exams from an early age. We want them to experiment with different revision techniques and we want them to realise the importance that revision plays in making sure that they achieve the result that they are capable of and the result that they can be proud of.

This short guide gives a little bit of help and support as you plan for the exams that will be taking place between Mon 25th November to Thurs 28th November 2024.

Don't forget that the grades you achieve are a direct result of the amount of effort, time and work that you put in.

All the very best for your exams,

Mr T Manson

Vice Principal



Getting ready for the exams . . .

Exams are not meant to be easy – they are designed to be something that will test your knowledge and understanding across the different subjects that you study.

Here are a few tips that might help

1. **Study environment:** try to find a quiet, peaceful place where you can work. Turn off the TV, the music and your computers and digital devices
2. **Know what you are meant to learn:** make sure that you know what you have been studying, that all missing notes have been copied up and that you know what might be coming up in the exam
3. **Take notes of your notes:** it is not enough to just sit with your book open to read – you need to rework your notes and try to remember the key points – why not . . .
 - a. reduce your notes down to sentences or key words
 - b. colour code your revision with highlighters
 - c. create a mindmap
 - d. turn your notes into pictures
4. **Memorise:** you need to get your subject notes into your head!
 - Use your hand to cover and check what you can remember
 - Use Post its – put a question on one side and the answer on the other side
 - Make posters for your bedroom with the key things you need to remember
 - Test yourself – ask a friend or parent to ask you questions.
5. **During the exam:** Close your eyes, take a deep breath . . .
 - Read every question carefully. Underline the key words in the question.
 - Show what you know!
6. **Stay fit and healthy:** During exams make sure that you drink enough

Art

Year 9 – Amazing Architecture Concept Design

In class you have been using One Point Perspective and Two Point Perspective to create realistic 3D drawings. For your Christmas Exam you will produce a drawing of a street scene at eye level using **Two Point Perspective**.

You will be assessed on your ability to draw using 2 Point Perspective as well as your ability to add details and create an individual outcome.

In order to prepare for your exam you should:

- Ensure you have the correct art materials, 4B pencil, rubber, sharpener, and ruler.
- Practice drawing your chosen street scene using 2 Point Perspective techniques. (This should be done in class as well as at home using the tutorial videos provided on Google classroom.
- Practice adding details as well as using tonal shading to create a realistic drawing which gives a sense of distance.
- Be able to write clearly about the aspects you feel went well in your drawing and any areas for improvement.
- Be able to use key art terms in your written evaluation to show knowledge and understanding.



French

Où habites-tu ? / Tu habites où ? (Where do you live ?)

J'habite (I live)	à (in (for a town))	Ballymena Cullybackey Ahoghill Glarryford Kilrea Randalstown Paris	en (in (for a fem country))	Irlande du nord (Northern Ireland) France Angleterre (England) Espagne (Spain)	en ville (in town) dans un village (in a village) à la campagne (in the countryside) à la montagne (in the mountains) au bord de la mer (at the seaside) en banlieue (in the suburbs) près de.... (near)
			au (in (for a masc country))	Canada	
			aux (in (for a plural country))	États-Unis (USA) Pays de Galles (Wales)	
Qu'est-ce qu'il y a dans ta région/ta ville/ton village? (What is there in your area/town/village?)	Dans ma région/ ma ville /mon village (In my town/village)	il y a (there is)	un (a)/ une (a)/ des (some)	café (café) cinéma (cinema) marché (market) musée (museum) tabac (tobacconist) bowling (bowling alley) camping (campsite) parking (car park) collège (school) parc (park) patinoire (ice rink) centre commercial (shopping centre) centre de loisirs (leisure centre) restaurant (restaurant) château (castle) hôtel (hotel) hôpital (hospital) stade (stadium) commissariat (police station) théâtre (theatre) église (church) poste (post office) banque (bank) gare (SNCF) (train station) gare routière (bus station) piscine (swimming pool) mairie (town hall) bibliothèque (library) pharmacie (chemist) boulangerie (bakery) boucherie (butchers)	
		Il n'y a pas de/d' (there is no)			magasins (shops) toilettes (toilets)

J'habite dans une (I live in a)	assez (quite) très (very)	grande (large) petite (small) jolie (pretty) vieille (old)	maison (house) maison individuelle (detached house) maison jumelle (semi-detached house) maison mitoyenne (a terraced house) ferme (farm) maison moyenne (medium house) chaumière (cottage)	moderne (modern) confortable (comfortable)
J'habite dans un (I live in a)		grand (large) petit (small) joli (pretty) vieux (old)	appartement (apartment) château (castle) chalet (bungalow)	

Dans ma maison il y a sept/huit/neuf pièces
(In my house there are 7/8/9 rooms)

Au rez-de-chaussée (on the ground floor) À l'étage (upstairs) Au premier étage (on the first floor) Au deuxième étage (on the second floor)	il y a (there is)	la cuisine (the kitchen) la salle à manger (the dining room) la salle de bains (the bathroom) la cave (the basement) la salle de jeux (the play room) la buanderie (the utility room) la veranda (the conservatory) une/ deux/ trois chambre(s) (1/2/3 bedroom(s)) le jardin (the garden) le salon/ le séjour (the living room) le grenier (the attic) le garage (the garage) l'entrée (the hall) le bureau (the study) les toilettes/le WC (the toilets)
--	-------------------	---

Tu aimes ta ville/région/maison ton appartement?
(Do you like your town/area/ house/apartment?)

Je pense que c'est (I think that it's) À mon avis c'est (In my opinion it's)	bien (good) super (great) joli (pretty) intéressant (interesting) ennuyeux (boring) vraiment nul (really rubbish) affreux (awful)		
J'adore (I love) J'aime (I like)	ma ville (my town) ma région (my area) ma maison (my house) mon appartement (my apartment)	parce que/qu' (because)	il y a beaucoup de choses à faire (there's lots to do) c'est jolie (it's pretty) il n'y a rien à faire (there's nothing to do) c'est moderne c'est confortable c'est trop petit(e) (it's too small)

Geography

Topic: Map Work

Students should be able to use the following skills on an Ordnance Survey map:

State direction (4 and 8-point compass)

Identify features using symbols and the map key

Identify the height of land using an Ordnance Survey map

Using four figure grid references

Using six figure grid references to locate features

Topic: Weather and Climate

Key Questions: What is weather?

Why study the weather?

What are the 7 weather elements?

How do we measure the weather? (All instruments)

What is a Stevenson Screen used for?

What is a synoptic chart? (Be able to interpret all the symbols, cloud cover and winds)

Also learn all key terms– spellings and definitions



History



Long term causes of WW1

Ensure you know the meanings of the following long-term causes of WW1:

- Militarism (How did militarism contribute to WW1?)
- Alliances (What were the different Alliance systems in Europe? What countries belonged to the different Alliance systems?)
- Imperialism (How did imperialism contribute to WW1?)
- Nationalism (How did nationalism contribute to WW1?)

Short term causes of WW1

- The assassination of Archduke Franz Ferdinand. What happened? Who was responsible?
- The impact and consequences of the assassination and declarations of war (the blame game). Ensure you know what countries made declarations of war on other countries.

The Schlieffen Plan

- What was the purpose of the Schlieffen Plan?
- What assumptions were made in the Schlieffen Plan?
- Why did the Schlieffen Plan fail? Ensure you know the different reasons.
- Why did Britain become involved in WW1?
- What were the consequences of the Schlieffen Plan?

Recruitment

- For what reasons did men join the war effort in 1914?

Home Economics

1. Food Safety and Hygiene

Rules for food safety.

Personal hygiene rules.

Food storage – where to store various foods.

Fridge storage-where different foods should be placed in the fridge

Date Marks on food –

“**best before**” – What does it mean? What foods is it found on?

“**use by**” - What does it mean? What foods is it found on?

What conditions do bacteria need to grow?

What are the symptoms of food poisoning?

Key temperatures (e.g. temperature of fridge, freezer, danger zone, cooking temperature-bacteria killed, boiling point, freezing point).




2. Breakfast

Reasons for not eating breakfast.

Why eating breakfast is so important in a healthy balanced diet?

What makes a healthy breakfast?

Maths



Transformations

- Recognise the four main types of transformations
- Translate shapes when given the vector
- Calculate the vector when given the shape and its image after translation
- Reflect shapes in a mirror line – vertical, horizontal and diagonal
- Identify the mirror line in reflected shapes
- Enlarge shapes using a whole number scale factor – includes enlarging using a centre of enlargement
- Rotate shapes when given the angle and centre of rotation
- Combined transformations

Probability

- Use the key terminology connected to probability – certain, likely, even, unlikely, impossible
- Use a scale for probability
- Calculate probabilities as a fraction
- Complete a probability table using decimals
- Complete a sample space diagram and calculate probabilities based on this

Time

- Read time from an analogue and digital clock
- Show times on an analogue and digital clock
- Understand am/pm times
- Convert between 12 and 24 hour time
- Add time
- Calculate the time lapse from one time to another
- Convert times e.g. minutes to hours
- Interpret timetables
- Read calendars




Music



Your Christmas Music Exam will include questions on the following topics. The page numbers in brackets will tell you some of the pages you can use in your booklet to help you revise.

1. **Elements of Music:** You need to all the elements of music we learned this year, to be able to define them, spell them and also use words associated with them. (Music Booklet)
2. **Listening:** You need to be able to listen to a piece of music and identify the elements used. (Lesson 2 - Plenary)
3. **Note Values:** Know the names, how to draw and the number of beats for the following notes: Semibreve, minim, crotchet, quaver, semiquaver, 2 quavers together and 4 semiquavers together. (Page 22)
4. **Notes on the Treble and Bass Clef Staves:** Know a rhyme for notes drawn on the lines, know what the space notes spell for treble clef AND the rhymes for bass clef lines and spaces, and be able to read and draw notes in the lines and spaces for both clefs. (Page 23)
5. **The notes on a keyboard:** Know how to read the white keys and black keys on a keyboard. (separate page in your folder.)
6. **Beethoven:** Know the key facts about Beethoven, including what a symphony is and the key facts about Beethoven's symphony no 9. (pages 25 and 26)



RE

Topic 1 – Life in the Time of Jesus

- WOW Words and meanings.
- Describe the various ways in which life is different today compared to life in the time of Jesus.
- Geography
 - ✓ Key towns/cities
 - ✓ Rivers in Palestine
- History
 - ✓ The Romans and the Jews
 - ✓ Roman Centurion's Servant story
 - ✓ Herod
 - ✓ The Roman Army
- Religious Groups – Pharisees, Saducees etc
- Jobs in Jesus' time
- School Life in Jesus' time



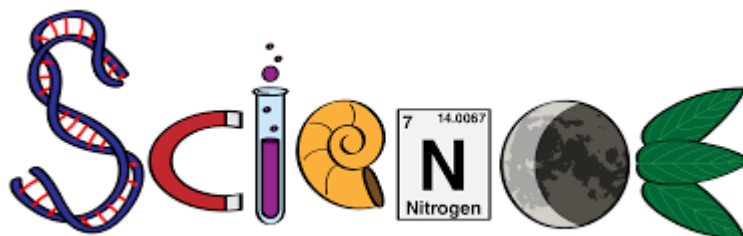
Science

1. Food and digestion

- Energy is food - factors that affect the amount of energy needed
- Testing a food for energy content
- Balanced diet - definition
- Food tests – Starch, Glucose and Protein
 - Chemical used and colour change
- Nutrients in Food – Protein, Carbohydrate, Fat, Vitamins and Minerals
 - foods they are found in
 - function
- Digestive system – different parts and their jobs.
- Teeth – different types and how to keep healthy
- Stages of Digestion – Ingestion, Digestion, Absorption, Egestion
- Enzymes

2. Light Waves

- Electromagnetic spectrum
- Luminous and non-luminous
- Transparent, translucent and opaque
- Reflection of light
- Refraction of light
- Lenses
- Filters



English

The Year 9 Christmas exam is a Reading paper.

- Practise comprehension activities.

Revise:

- Linguistic devices: Similes, metaphors, onomatopoeia, personification, alliteration, repetition, adverbs, adjectives and verbs.
- How to use the PEE (POINT, EVIDENCE, EXPLAIN) structure effectively when explaining or analysing a writer's work.
- Use evidence effectively to support your ideas.

REMEMBER TO ANSWER ALL QUESTIONS IN FULL SENTENCES

REMEMBER TO READ THE PASSAGE CAREFULLY BEFORE YOU BEGIN



Technology & Design

Your year 9 Technology Exam will be based on the following topics:

Health & Safety

- Know the Health & Safety rules you must obey when completing practical work in the workshop.
- What COSHH stands for and be able to identify the different signs.
- How to use tools and machinery correctly.
- What a Risk Assessment is and why it is used?
- Able to colour code a Risk Assessment



Tools & Equipment

- Discuss how to use the linisher to create Angles on wood.
- Know how to measure Angles.
- What a Forstner Drill piece is and what it does?
- How to assembly wood using panel pins and glue.
- How to finish wood i.e. sanding, varnishing & painting etc.



Materials

- Understanding of Woods.
- Be able to identify the difference between Hardwoods, Softwoods and Manufactured Boards.



You will receive a further revision guide in class to help with exam revision.

Spanish

Key Topic: "Donde Vivo" – Where I live Booklet

<u>Learning Objective</u>	<u>I am:</u>	<u>YES?</u> <u>NO?</u>
1	Able to say where you live and describe it using a range of adjectives	
2	Able to say what is in your town/village and what you would like to have	
3	Able to describe your house	
4	Able to describe where you would like to live in the future	
5	Able to ask for/give directions	

Revision Materials:

Revision materials and spare booklets are available to access via Google Classroom. There you will also find links to Quizlet Vocabulary Sets for each learning objective.



Year 9 Exam Timetable

From Monday 25th November to Thursday 28th November 2024

Y9	1 08:55 – 10.30	10.30- 10.45	2 10:45 – 12.00	12.00 – 12.30	12.30– 13.00	3 13.00 – 14.00	14.00 – 14:15	4 14:15– 15:25
Mon	Technology 45 mins	Break	French ½ hour	Revision	Lunch	Spanish ½ hour	Revision	History 1 hour
Tues	Maths 1 hour	Break	Geography 45 mins	Revision	Lunch	HE 45 mins	Revision	Music ½ hour
Wed	Science 1 hour	Break	RE 45 mins	Revision	Lunch	English 45 mins	Revision	Art 1 hour
Thurs	Exceptional Closure							

My Revision Timetable

Week beginning Mon 4th November 2024

Time	Monday 4 Nov	Tuesday 5 Nov	Wednesday 6 Nov	Thursday 7 Nov	Friday 8 Nov	Saturday 9 Nov	Sunday 10 Nov
9 – 10am							
10 – 11am							
11 – 12am							
12 – 1pm							
1 – 2pm							
2 – 3pm							
3 – 4pm							
4 – 5 pm							
5 – 6pm							
6 – 7 pm							
7 – 8pm							
8 – 9pm							
9 – 10pm							

My Revision Timetable

Week beginning Mon 11th November 2024

Time	Monday 11 Nov	Tuesday 12 Nov	Wednesday 13 Nov	Thursday 14 Nov	Friday 15 Nov	Saturday 16 Nov	Sunday 17 Nov
9 – 10am							
10 – 11am							
11 – 12am							
12 – 1pm							
1 – 2pm							
2 – 3pm							
3 – 4pm							
4 – 5 pm							
5 – 6pm							
6 – 7 pm							
7 – 8pm							
8 – 9pm							
9 – 10pm							

My Revision Timetable

Week beginning Mon 18th November 2024

Time	Monday 18 Nov	Tuesday 19 Nov	Wednesday 20 Nov	Thursday 21 Nov	Friday 22 Nov	Saturday 23 Nov	Sunday 24 Nov
9 – 10am							
10 – 11am							
11 – 12am							
12 – 1pm							
1 – 2pm							
2 – 3pm							
3 – 4pm							
4 – 5 pm							
5 – 6pm							
6 – 7 pm							
7 – 8pm							
8 – 9pm							
9 – 10pm							

