



Year 9
Revision Guide
Christmas Examinations
2021

Name:	
Form Class :	
Parent Signature	

About this guide

At Cullybackey College our motto is 'creating opportunities for success'. Young people today are measured on their performances and grades across a host of subjects, so it is important that we help to support our students to achieve their very best.

We want our students to get into the good habits of working hard and preparing thoroughly for exams from an early age. We want them to experiment with different revision techniques and we want them to realise the importance that revision plays in making sure that they achieve the result that they are capable of and the result that they can be proud of.

This short guide gives a little bit of help and support as you plan for the exams that will be taking place between Mon 29th November to Thursday 2nd December 2021.

Don't forget that the grades you achieve are a direct result of the amount of effort, time and work that you put in.

All the very best for your exams,

Mr T Manson

Vice Principal



Getting ready for the exams . . .

Exams are not meant to be easy – they are designed to be something that will test your knowledge and understanding across the different subjects that you study.

Here are a few tips that might help

1. **Study environment:** try to find a quiet, peaceful place where you can work. Turn off the TV, the music and your computers and digital devices
2. **Know what you are meant to learn:** make sure that you know what you have been studying, that all missing notes have been copied up and that you know what might be coming up in the exam
3. **Take notes of your notes:** it is not enough to just sit with your book open to read – you need to rework your notes and try to remember the key points – why not . . .
 - a. reduce your notes down to sentences or key words
 - b. colour code your revision with highlighters
 - c. create a mindmap
 - d. turn your notes into pictures
4. **Memorise:** you need to get your subject notes into your head!
 - Use your hand to cover and check what you can remember
 - Use Post its – put a question on one side and the answer on the other side
 - Make posters for your bedroom with the key things you need to remember
 - Test yourself – ask a friend or parent to ask you questions.
5. **During the exam:** Close your eyes, take a deep breath . . .
 - Read every question carefully. Underline the key words in the question.
 - Show what you know!
6. **Stay fit and healthy:** During exams make sure that you drink enough

Art

Year 9 – Amazing Architecture Concept Design




In class you have been researching and developing ideas for your own Architectural design. For your Christmas Exam you will produce a concept drawing for your final design.

You will use 2 Point Perspective techniques to help you achieve a realistic 3D effect.

You will be assessed on your ability to draw using 2 Point Perspective but a large portion of your marks will be awarded to the overall creativity and quality of your design.

In order to prepare for your exam you should:

- Explore a range of ideas for your building based on the brief set in class and agreed by your team.
- Be inspired by some of the unusual Architectural designs you have researched in class.
- Practice drawing your final design using 2 Point Perspective techniques.
- Be able to write a clear explanation of your concept design, explaining where the idea came from and how it responds to the brief set in class.
- Be able to write about the key features of your design. What elements of your design have you added that you feel are particularly unique or individual?



French

Talking about where you live (see vocabulary book)

Say where I live J'habite à

Say if it is a town, a city, a village or the capital

Say where it is – à la campagne / à la montagne / au bord de la mer/ en ville

Recognise French speaking countries

Describe type of house – une maison jumelle – a semi detached house / Une petite maison – a small house / Une grande maison – a big house / un appartement – a flat / une ferme – a farm

Describe the rooms – Au rez- de-chaussée – on the ground floor/ au premier étage – on the first floor / il y a –there is/ there are...

Le salon – the living room/ la cuisine – the kitchen / la salle à manger – the dining room / l'entrée – the hall / la chambre – the bedroom / la salle de bains- the bathroom / le grenier – the attic/ la cave – the cellar / le jardin – the garden/ le garage – the garage etc (see vocab book)

Describe items in bedroom – see vocabulary book

Say where something is using prepositions – Où est...? Where is.....?/ Où sont../ Where are..?

dans –in / sur – on / sous – under/ devant – in front of / derrière – behind

e.g. le bureau est devant la fenêtre – the desk is in front of the window



Geography

Topic: Map Work

Students should be able to use the following skills on an Ordnance Survey map:

State direction (4 and 8-point compass)

Identify features using symbols and the map key

Identify the height of land using an Ordnance Survey map

Using four figure grid references

Using six figure grid references to locate features

Topic: Weather and Climate

Key Questions: _____ What is weather?

Why study the weather?

What are the 8 weather elements?

How do we measure the weather? (All instruments and their unit of measurement)

What is a Stevenson Screen used for?

What is a synoptic chart? (Be able to interpret all the symbols, cloud cover and winds)

Also learn all key terms– spellings and definitions



History



Reformation

- Reasons why Martin Luther protested and the consequences of his actions.
- What it was like before and after the reformation.

Henry VIII

- Henry's relationship with his six wives – Who were they? What happened to them?
- What type of King was Henry? Was he a saint or a sinner?

Elizabeth's problems

Mary, Queen of Scots

- Timeline of her life.
- Why did Mary pose such a problem for Elizabeth I?
- How did Elizabeth solve this problem? Do you think it was effective?

Home Economics

1. Food Safety and Hygiene

- Rules for food safety.
- Personal hygiene rules.
- Food storage – where to store various foods.
- Date Marks on food – “**best before**” – What does it mean? What foods is it found on? “**use by**” - What does it mean? What foods is it found on?
- What conditions do bacteria need to grow?
- What are the symptoms of food poisoning?
- Key temperatures (e.g. temperature of fridge, freezer, danger zone, cooking temperature-bacteria killed, boiling point, freezing point).

2. Breakfast

- Reasons for not eating breakfast.
- Why eating breakfast is so important?
- What makes a healthy breakfast?



3. Calcium and Vitamin D

- Function of calcium in the body.
- Good sources of calcium.
- Groups of people who need a lot of calcium.
- Function of Vitamin D in body (cholecalciferol or the sunshine vitamin).
- Sources of vitamin D.
- What is rickets?


4. Fibre

- Function of fibre in the body.
- Good sources of fibre in the diet.
- Dietary diseases related to not eating enough fibre.
- How much fibre is needed each day?

Maths

Arithmetic

- Add
- Subtract
- Multiply
- Divide
- Problem Solving



Transformations

- Recognise the four main types of Transformation
- Translate shapes when given the vector
- Calculate the vector when given the shape and its image after translation
- Reflect shapes in a mirror line – vertical, horizontal and diagonal
- Identify the mirror line in reflected shapes
- Enlarge shapes from a point/centre of enlargement with a whole number and fractional number scale factor
- Rotate shapes when given the angle and centre of rotation
- Combined transformations

Probability

- Use the key terminology connected to probability – certain, likely, even, unlikely, impossible
- Use a scale for probability
- Calculate probabilities as a fraction, decimal and as a percentage

Scatter Graphs

- Understand and identify the types of correlation in real life situations.
- Plot scatter graphs and decide the appropriate correlation.
- Understand and draw a line of best fit.
- Use line of best fit for missing data.




Music



Your Christmas Music Exam will include questions on the following topics. The page numbers in brackets will tell you some of the pages you can use in your booklet to help you revise.

1. **Mood Music:** You need to know where and why music is played in the background in public places. (page 4)
2. **Elements of Music:** You need to all the elements of music we learned this year and to think about how the elements could be used to create different moods in music. (pages 8, 10 and 12)
3. **Note Values:** Know the names, how to draw and the number of beats for the following notes: Semibreve, minim, crotchet, quaver, semiquaver, 2 quavers together and 4 semiquavers together. (Page 22)
4. **Notes on the Treble Clef Staff:** Know a rhyme for notes drawn on the lines, know what the space notes spell, and be able to read and draw notes in the lines and spaces. (Page 23)
5. **The notes on a keyboard:** Know how to read the white keys and black keys on a keyboard. (separate page in your folder.)
6. **Beethoven:** Know the key facts about Beethoven, including what a symphony is and the key facts about Beethoven's symphony no 9. (pages 25 and 26)



RE



Topic 1 – The World of Jesus

- How is life different today compared to life in the time of Jesus?
- Geography
- History (Romans/Roman Centurion's Servant story/Herod/The Roman Army)
- Religion (Temple/Jesus in the Temple story/Mezuzah/Shema)
- Culture – Project Work (Homes and Housework/School and Synagogue/Birth, Marriages and Funerals/Jewish Law, The Torah and Food/Religious Ceremonies and Special Days/Work)
- Wow Words

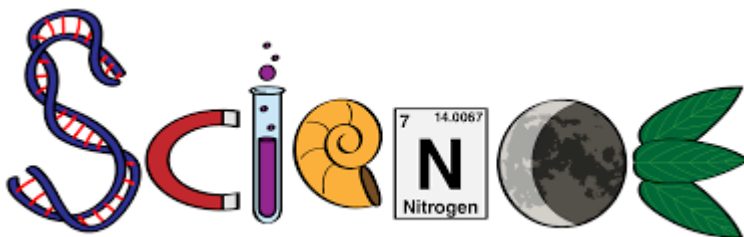
Science

1. Food and digestion

- Energy is food - factors that affect the amount of energy needed
- Testing a food for energy content
- Balanced diet - definition
- Food tests – Starch, Glucose and Protein
 - Chemical used and colour change
- Nutrients in Food – Protein, Carbohydrate, Fat, Vitamins and Minerals
 - foods they are found in
 - function
- Digestive system – different parts and their jobs.
- Teeth – different types and how to keep healthy
- Stages of Digestion – Ingestion, Digestion, Absorption, Egestion
- Enzymes

2. Water

- Filtering
- Solubility
- Evaporation
- Chromatography
- Distillation



Spanish Revision Checklist

	I can...	Completed
1	Introduce myself in Spanish and ask someone their name, how they are feeling and where they are from	
2	Spell numbers 1-20 in Spanish	
3	Recognise numbers 21-100 in Spanish	
4	Recognise days of the week in Spanish	
5	Say when my birthday is in Spanish	
6	Say who is in my family in Spanish	
7	Describe myself in Spanish using basic adjectives	
8	Describe someone else in Spanish using basic adjectives	
9	Compare people in Spanish using a range of adjectives	
10	Say what pets I have in Spanish or would like in the future	



English

Reading and Writing About Character and Setting

When reading and writing about a character you should think about the following:

- The character's appearance
- What the character says and how they say it
- What others say about the character
- The actions of the character



When reading and writing about setting you should think about the following:

- Does the setting match the character?
- Does the setting match the genre?
- Does the setting add to the mood and atmosphere?
- Is the setting believable for the reader?

Also:

- Senses – sight, sound, smell taste and touch
- Area – is the setting large or small?
- Powerful adjectives and using similes to describe.



Checklists and explanations of these characteristics can be found in classwork booklets.

Pupils must try to demonstrate knowledge of character and setting in the writing task given in their exam

Technology & Design



- Dress Safely
- Machine Safety
- Safety procedures

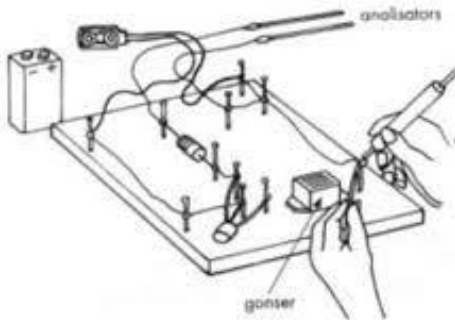


Plastics:-

- Thermoplastic and Thermosetting plastic
- Rigid Polystyrene.
- Vacuum Forming

Electronics

- Light Emitting Diode (LED)
- Soldering and safe use of soldering iron.
- Resistors:- Colour Codes and Values.
- Thyristors



Designing

- Generating design ideas.
- Use 2 and 3 D sketching
- Rendering techniques.

Year 9 Exam Timetable

From Monday 29th November to Thursday 2nd December 2021

Y9	1 08:55 – 10.00	10.15- 10.30	2 10:30 – 11.30	11.30 – 12.00	12.00– 12.30	3 12.30 – 13:30	13:30 – 14:00	4 14:00 – 15:00
Mon	Technology 1 hour	Break	French ½ hour	Revision	Lunch	Spanish ½ hour	Revision	HE 45 mins
Tues	Maths 1 hour	Break	Geography 30 mins	Revision	Lunch	History 50 mins	Revision	Music ½ hour
Wed	Science 1 hour	Break	RE 45 mins	Revision	Lunch	English 1 hour	Revision	Art 1 hour
Thurs	Exceptional Closure							

My Revision Timetable

Week beginning Mon 8th November 2021

Time	Monday 8 Nov	Tuesday 9 Nov	Wednesday 10 Nov	Thursday 11 Nov	Friday 12 Nov	Saturday 13 Nov	Sunday 14 Nov
9 – 10am							
10 – 11am							
11 – 12am							
12 – 1pm							
1 – 2pm							
2 – 3pm							
3 – 4pm							
4 – 5 pm							
5 – 6pm							
6 – 7 pm							
7 – 8pm							
8 – 9pm							
9 – 10pm							

My Revision Timetable

Week beginning Mon 15th November 2021

Time	Monday 15 Nov	Tuesday 16 Nov	Wednesday 17 Nov	Thursday 18 Nov	Friday 19 Nov	Saturday 20 Nov	Sunday 21 Nov
9 – 10am							
10 – 11am							
11 – 12am							
12 – 1pm							
1 – 2pm							
2 – 3pm							
3 – 4pm							
4 – 5 pm							
5 – 6pm							
6 – 7 pm							
7 – 8pm							
8 – 9pm							
9 – 10pm							

My Revision Timetable

Week beginning Mon 22nd November 2021

Time	Monday 22 Nov	Tuesday 23 Nov	Wednesday 24 Nov	Thursday 25 Nov	Friday 26 Nov	Saturday 27 Nov	Sunday 29 Nov
9 – 10am							
10 – 11am							
11 – 12am							
12 – 1pm							
1 – 2pm							
2 – 3pm							
3 – 4pm							
4 – 5 pm							
5 – 6pm							
6 – 7 pm							
7 – 8pm							
8 – 9pm							
9 – 10pm							

